

Southern DHB

interRAI Long Term Care Data

June 2014

Richard Allen – Applications Manager



interRAI Analytics

How will Analytics benefit my facility?

- real-time access of the assessment data by managers, clinical leaders and nurse managers who are responsible for day to day decision making.
- consolidates the data collected from the assessment and allows a user with the appropriate security levels to build reports and queries that can be displayed using charts and graphs.
- see trends and visualise the relationships between different clinical and physiological dimensions of the assessment data collected from the resident population in their facility or across facilities within their organisation

interRAI Analytics – Where to start?

- You will have reasonably similar questions to ask of your organisation
- Targeting the right people with greatest need and most ability to benefit?
 - Who are our most at risk groups?
 - With whom can we reduce clinical risk and reduce decline?

interRAI can help provide some of the answers to the picture that you want to see

Introduction to Reports and Analytics on the website
www.centrautas.co.nz – DHB Shared Services – interRAI –
Resources

interRAI Analytics



Momentum Healthware

[Home](#) | [Help](#) | [Logout](#)



Client Management

Work with the Client chart, assessments, Client records, Care Plan, and ADT



Personnel

Work with Personnel information, add new Personnel, assign user groups, and reset passwords



Analytics

Work with analytical tools to analyze a cross section of both Client and care information



Form Builder Designer

Design new forms and modify existing forms to be used within the Client record and elsewhere

Analysis Tasks

- Select Analysis
- Edit Description
- Save Analysis
- Create New Analysis

Layout Tasks

- Change Chart Type
- Display Field List
- Display Data Options
- Display Chart Options

Printing and Export

- Print Page
- Switch to Print View
- Switch to Edit View
- Export Data to Excel

User preferences

Return Save Delete Print Zoom

Table

ADHB/WDHB Resident Age

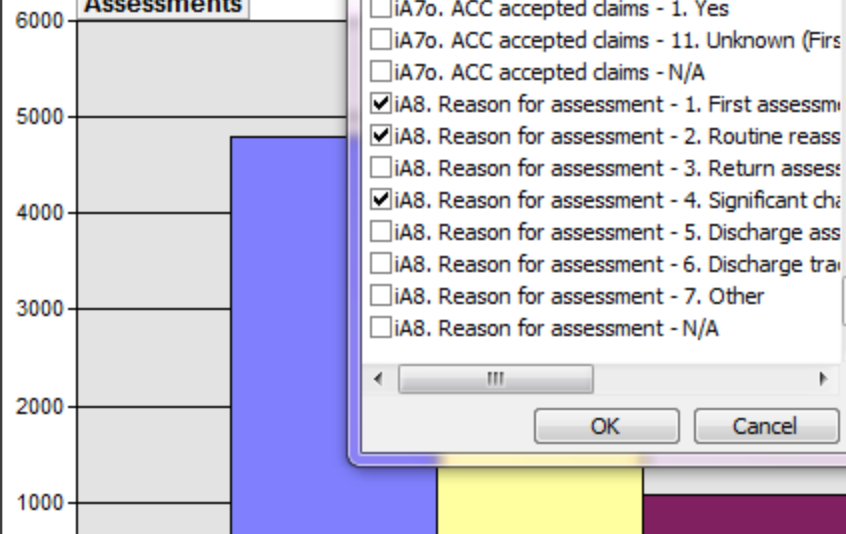
Form - Name
LTCF Assessment version 9.1

RAI A - Identification

iA8. Reason for assessment
iA8. Reason for assessment
iA8. Reason for assessment
Grand Total

Form - Name
LTCF Assessment version

Assessments



- iA7m. Australian resident visiting NZ - 0. No
- iA7m. Australian resident visiting NZ - 1. Yes
- iA7m. Australian resident visiting NZ - 11. Unkr
- iA7m. Australian resident visiting NZ - N/A
- iA7n. UK or Australian citizen visiting NZ - 0. No
- iA7n. UK or Australian citizen visiting NZ - 1. Ye
- iA7n. UK or Australian citizen visiting NZ - 11. U
- iA7n. UK or Australian citizen visiting NZ - N/A
- iA7o. ACC accepted claims - 0. No
- iA7o. ACC accepted claims - 1. Yes
- iA7o. ACC accepted claims - 11. Unknown (Firs
- iA7o. ACC accepted claims - N/A
- iA8. Reason for assessment - 1. First assessm
- iA8. Reason for assessment - 2. Routine reass
- iA8. Reason for assessment - 3. Return assess
- iA8. Reason for assessment - 4. Significant cha
- iA8. Reason for assessment - 5. Discharge ass
- iA8. Reason for assessment - 6. Discharge tra
- iA8. Reason for assessment - 7. Other
- iA8. Reason for assessment - N/A

OK Cancel

PivotTable Field List

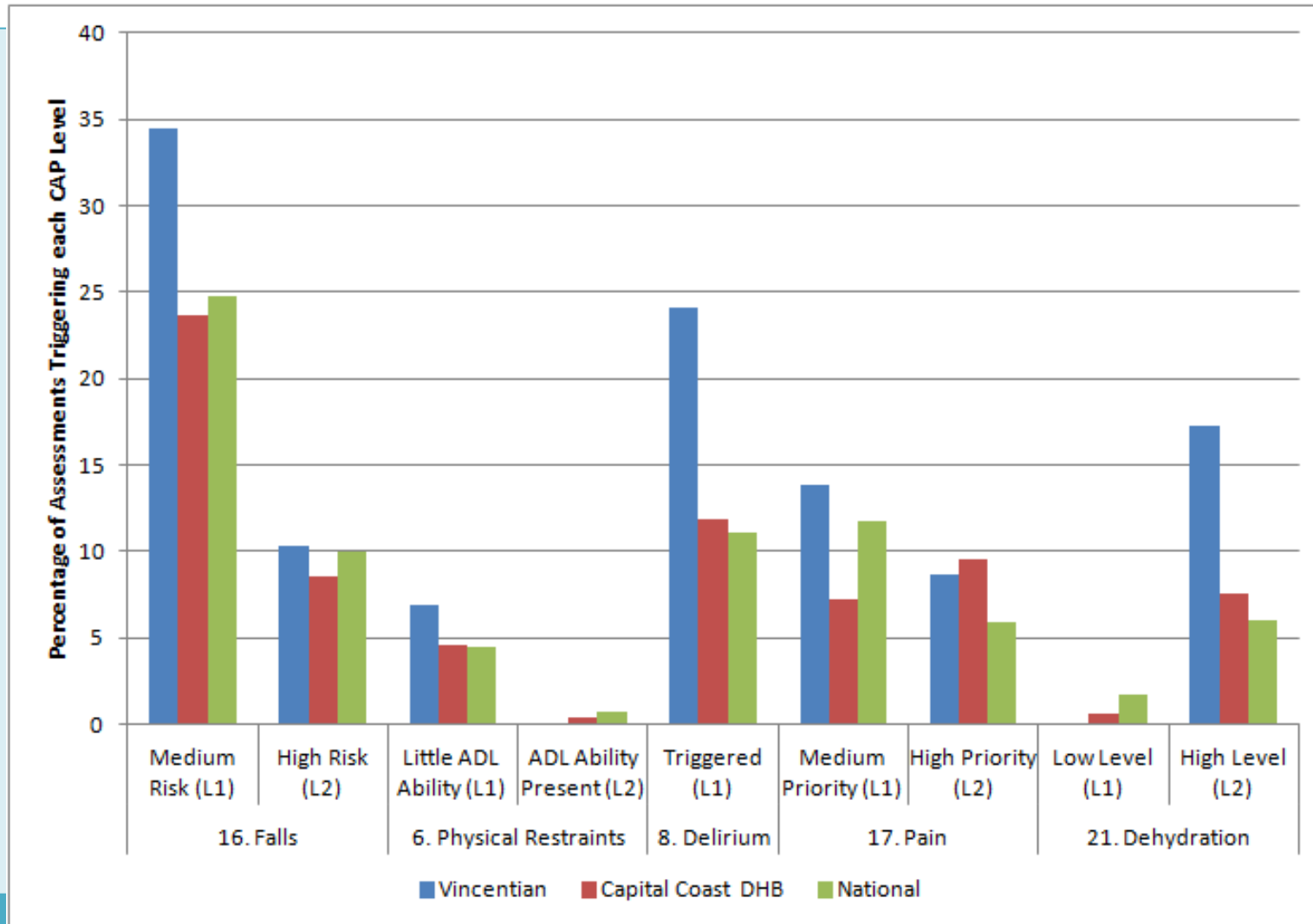
Drag items to the PivotTable list

- RAI - CHA-MH Questions
- RAI - HC Questions
- RAI - LTC Questions
- RAI - PC Questions
- RAI - PCH Questions
- RAI A - Identification**
- RAI B - Intake History
- RAI BB - Employment - Education - Finances
- RAI C - Cognition
- RAI D - Communication - Hearing
- RAI E - Mood and Behaviour
- RAI F - Psychosocial well-being
- RAI G - Physical Functioning
- RAI H - Continence
- RAI I - Disease diagnoses
- RAI J - Health conditions
- RAI K - Oral-nutritional status
- RAI L - Skin Condition
- RAI M - Medication
- RAI MH - Additional information
- RAI N - Treatments and Procedures
- RAI NN - CA summary
- RAI O - Responsibility-directives
- RAI P - Social supports
- RAI Q - Environmental assessment
- RAI R - Discharge potential and overall status
- RAI S - Activity pursuit
- RAI T - Discharge
- RAI V - Mental health service
- RAI W - Substance use
- RAI X - Harm to self and others
- RAI Y - Stress and trauma
- RAI ZZ - Orientation and mobility
- RUGS
- RUGS - Category

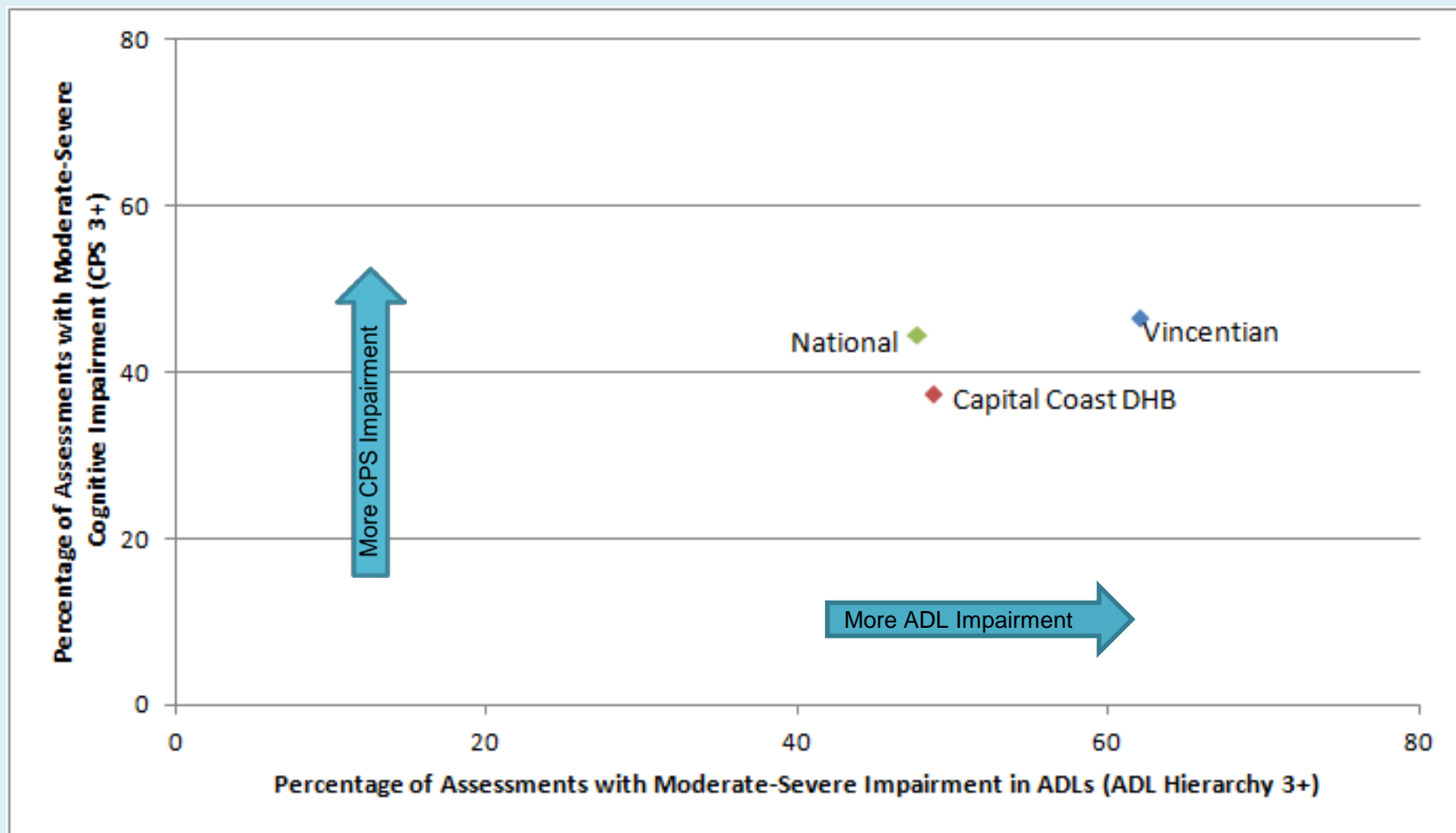
interRAI-LTCF Assessment and Resident Volumes by Year

Assessment Fiscal Year	Number of Assessments	Number of Residents
2008-09	1	1
2012-13	44	39
2013-14	58	50
Total	103	59

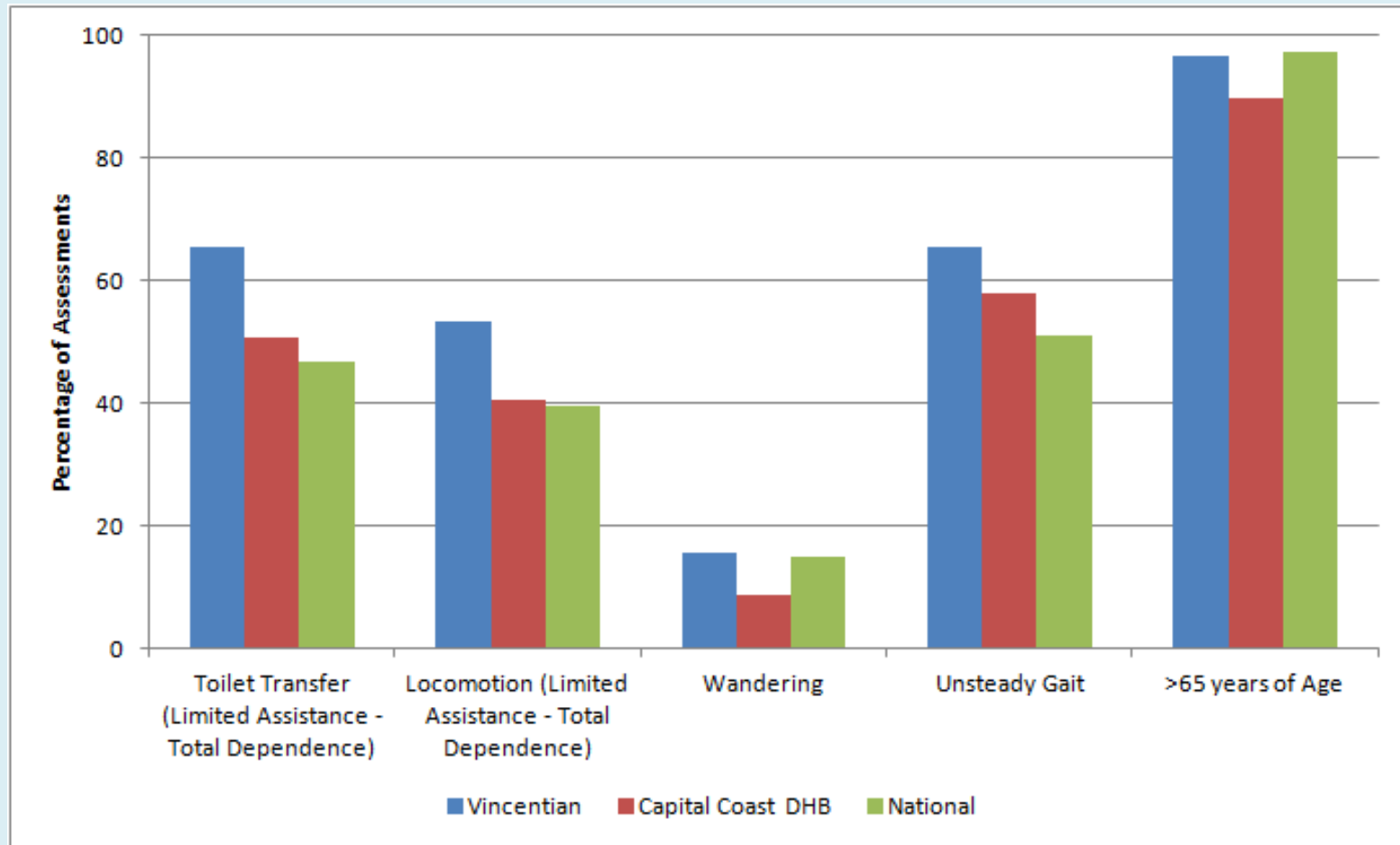
Selected CAP Trigger Levels, 2013-14



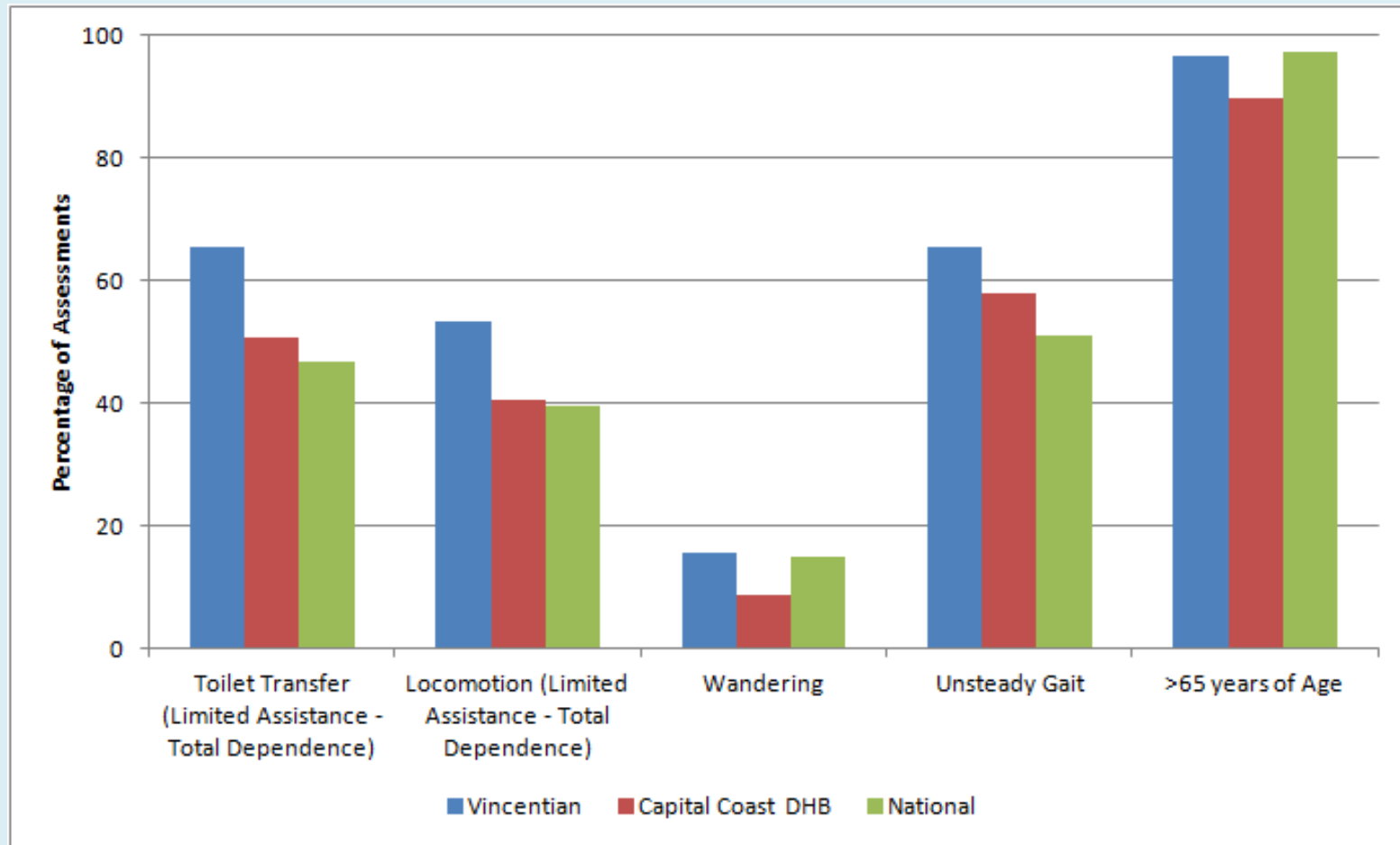
Comparison of Levels of ADL and Cognitive Impairment, 2013-14



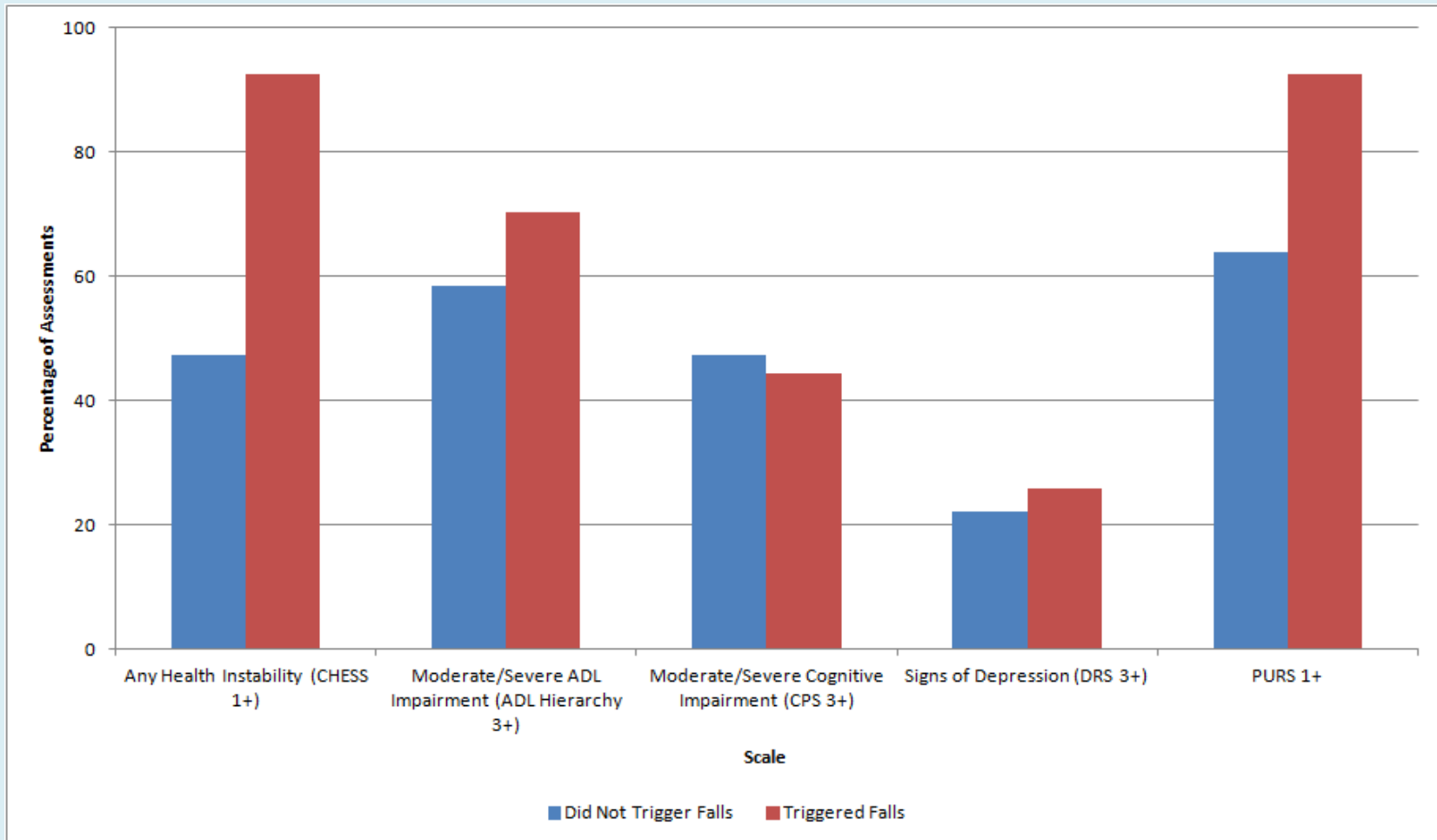
Comparison of Falls Risk-Adjustors, 2013-14



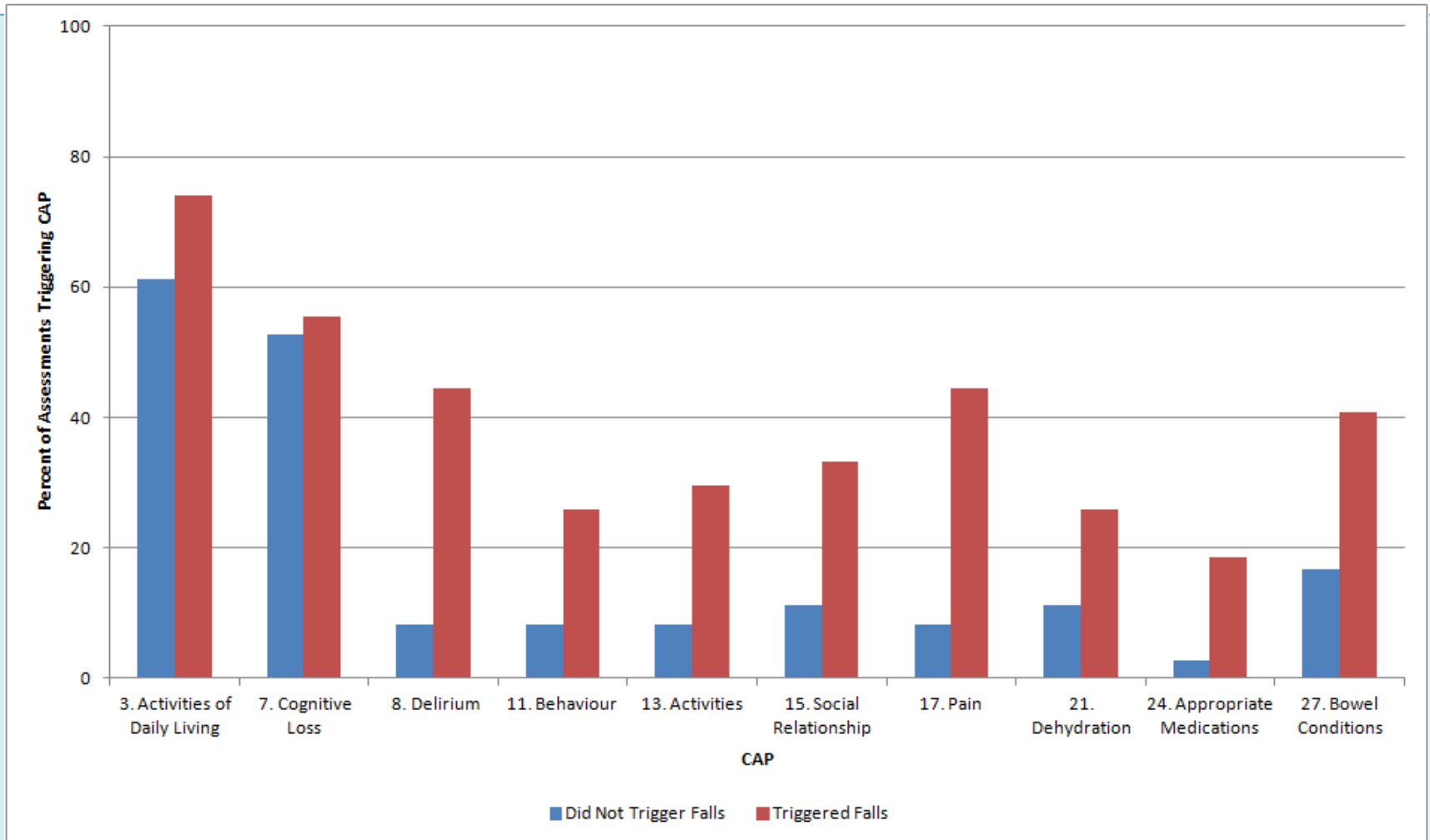
Comparison of Falls Risk-Adjustors, 2013-14



Other Characteristics of People Triggering the Falls CAP, 2013-14



Other CAP Triggers among those who Trigger/Do Not Trigger the Falls CAP, 2013-14



Engagement in the Facility among People Triggering the Falls CAP, 2013-14

