










# Safe use of opioids national collaborative

## Next steps



John Kristiansen  
Prem Kumar

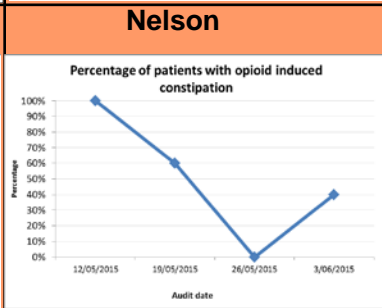
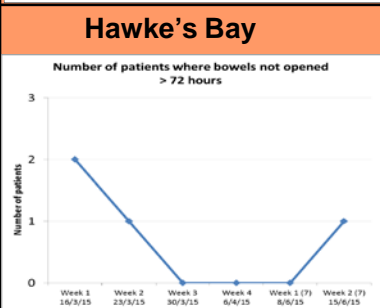
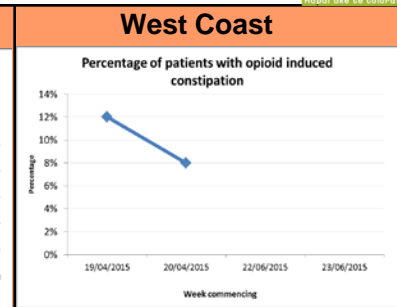
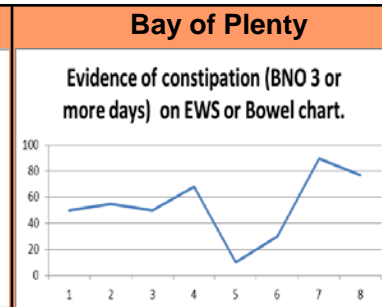
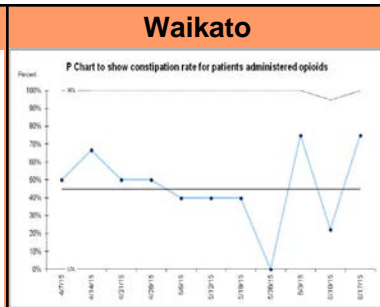
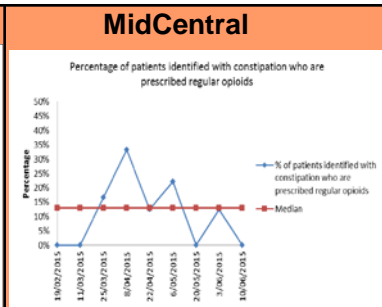
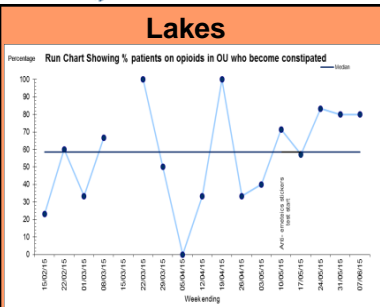
# Action period two plan

 		Safe Use of Opioids National Collaborative - action period two plan																
		July					August				September				October			
Activities	Activity Description	Week 1 end Jul 3	Week 2 end Jul 10	Week 3 end Jul 17	Week 4 end Jul 24	Week 5 end Jul 31	Week 6 end Aug 7	Week 7 end Aug 14	Week 8 end Aug 21	Week 9 end Aug 28	Week 10 end Sep 4	Week 11 end Sep 11	Week 12 end Sep 18	Week 13 end Sep 25	Week 14 end Oct 2	Week 15 end Oct 9	Week 16 end Oct 16	Week 17 end Oct 23
 <b>Teleconferences</b>	This is a monthly regional teleconference to: 1. Share updates from each DHB and 2. Learn from each other.																	
 <b>Reports</b>	This is a monthly report for previous month to the national team that includes: data on agreed measures and brief narrative on achievements, learnings and challenges. A national report will be created using this information.			End of week				End of week				End of week					End of week	
 <b>Webinars</b>	The national team will organise webinars about quality improvement tools, concepts, or any other collaborative-related topics.				To be decided				To be decided				To be decided					
 <b>DHB Visits</b>	The national team would like to visit DHBs to meet the wider collaborative team, understand your work and work environment, provide further QI support and training where necessary.	Northland DHB Tairāwhiti DHB South Canterbury Capital & Coast DHB Hutt & Wairarapa					As required and/or based on DHB request											
 <b>Learning Sessions</b>	The national team has started preparing for learning session 3; this includes various logistical challenges. Please respond to these milestones (eg funded accommodation/flight details) in a timely fashion.								Details to HQSC re funded flights & accommodation - TBC								LS3 registrations close	
 <b>Newsletter</b>	This newsletter is produced every two months. It's readership includes collaborative teams and the wider stakeholder group. The content reflects the collaborative's work, data, and profiles selected DHB teams. We encourage contributions from DHB teams.																	
 <b>Sharing and connecting within DHB</b>	It is important that you share your work with DHB colleagues and other stakeholders. The national opioid team can support you, where necessary, eg presentations at grand rounds, newsletter materials etc.																	

Learning session three  
20 & 21 October

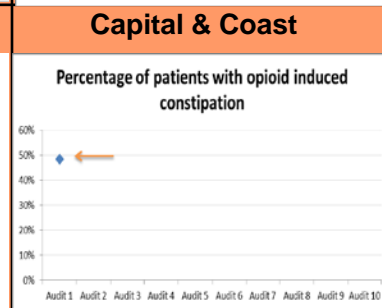
What to bring to LS3?

1. Data collection plan
2. Driver diagram
3. Dashboard
4. PDSAs
5. Learnings
6. Successful ideas
7. Patient stories



### Counties Manukau

Data related to process measures received. Outcome (harm) data pending

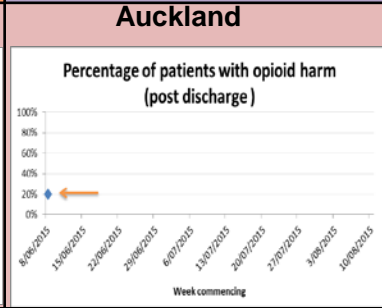
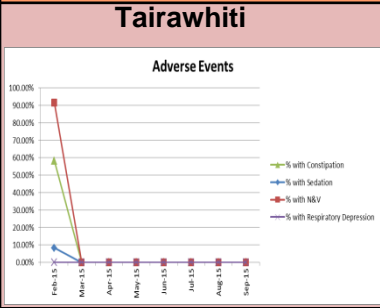
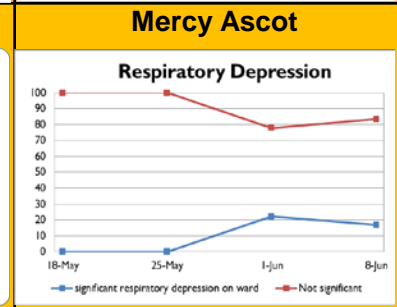
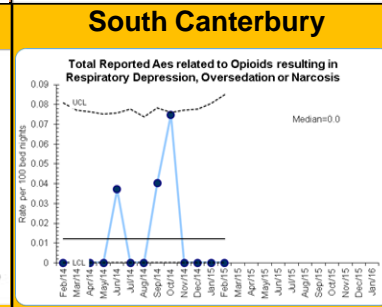
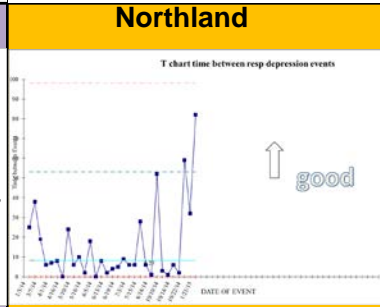
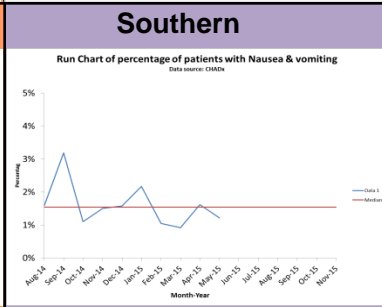


### Taranaki

Data related to process measures received. Outcome (harm) data pending

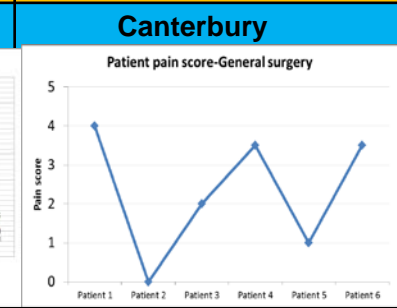

### Whanganui

Pending

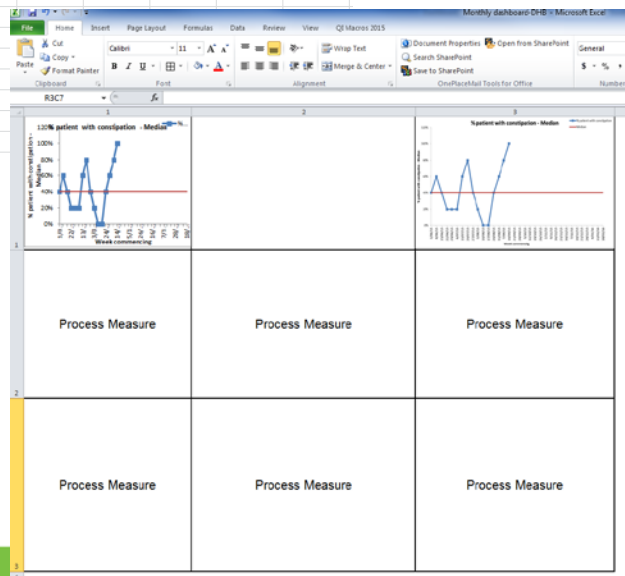

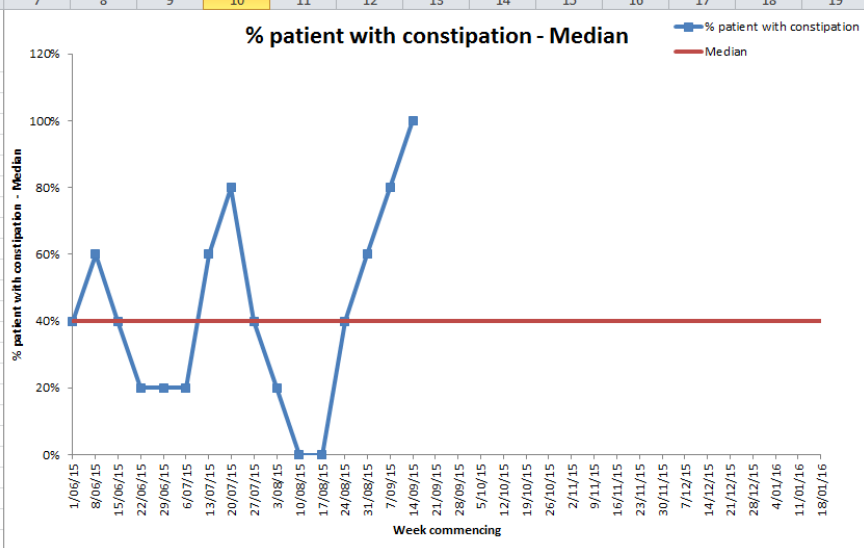


### Hutt & Wairarapa

Pending



1	2	3	4	5	6	7	8	9	10	11	12	13	14	15	16	17	18	19
Week commencing	Numbe of patients with Constipation (Numerator)	Number of charts audited (Denominator)	% patient with constipation	Median														
1/06/15	2	5	40%	40%														
8/06/15	3	5	60%	40%														
15/06/15	2	5	40%	40%														
22/06/15	1	5	20%	40%														
29/06/15	1	5	20%	40%														
6/07/15	1	5	20%	40%														
13/07/15	3	5	60%	40%														
20/07/15	4	5	80%	40%														
27/07/15	2	5	40%	40%														
3/08/15	1	5	20%	40%														
10/08/15	0	5	0%	40%														
17/08/15	0	5	0%	40%														
24/08/15	2	5	40%	40%														
31/08/15	3	5	60%	40%														
7/09/15	4	5	80%	40%														
14/09/15	5	5	100%	40%														
21/09/15				40%														
28/09/15				40%														
5/10/15				40%														
12/10/15				40%														
19/10/15				40%														
26/10/15				40%														
2/11/15				40%														
9/11/15				40%														
16/11/15				40%														
23/11/15				40%														
30/11/15				40%														
7/12/15				40%														
14/12/15				40%														
21/12/15				40%														
28/12/15				40%														
4/01/16				40%														
11/01/16				40%														
18/01/16				40%														



<p>Outcome measure Harm graph Please paste your primary harm graph here</p>	<p>Balancing measure</p>	<p>Process measure</p>
<p>Process measure</p>	<p>Process measure</p>	<p>Process measure</p>
<p>Process measure</p>	<p>Process measure</p>	<p>PDSA level measure</p>



## Odd jobs...

- LS2 presentations and videos
- Collaborative shared workspace
- LS3 – Auckland Oct 20, 21
- Photos of your journey

# Thank you

*Any questions?*

